


## Right-Handed Writers

**Sit like this.**


Sit comfortably.

Lean forward a little.

Keep your feet flat on the floor.



**Place the paper like this.**




Slant the paper as shown in the picture.

Rest both arms on the desk.

Use your left hand to shift the paper as you write.

Pull the pencil toward the middle of your body when you write.

**Hold the pencil like this.**



Hold the pencil with your thumb and first two fingers.

Keep your first finger on top.

Bend your thumb and keep it on the side.

Do not squeeze the pencil when you write.